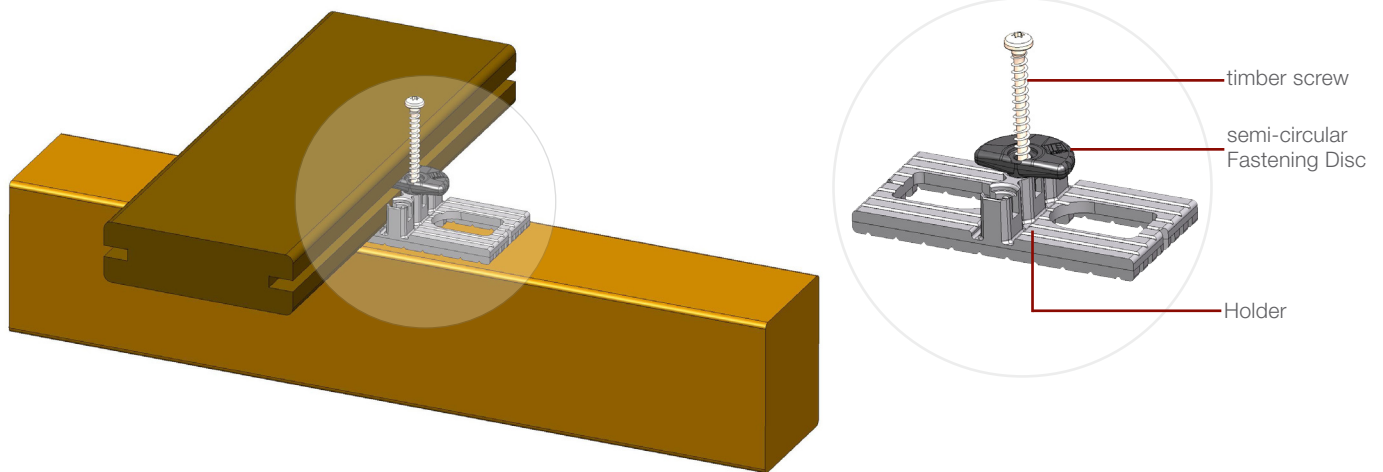


DeckLink RB

Hidden Fastener for Removable Boards



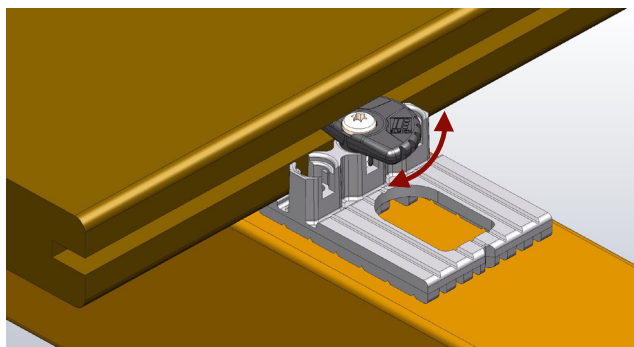
DeckLink RB is for building timber decks with hidden fixings that allows individual deck boards to be removed or replaced for maintenance and access to services beneath the deck.



DeckLink RB comprises of a Holder, a rotating semi-circular Fastening Disc to hold the boards in place, and a specifically designed timber screw for fixing the DeckLink RB to timber bearers.

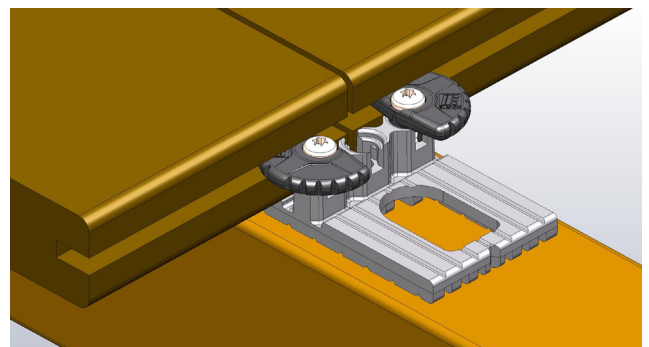
Removable Boards

The Fastening Disc can be turned 90° to secure or release the boards by pushing against the edge of the disc through the gap between the boards after loosening the timber screw.



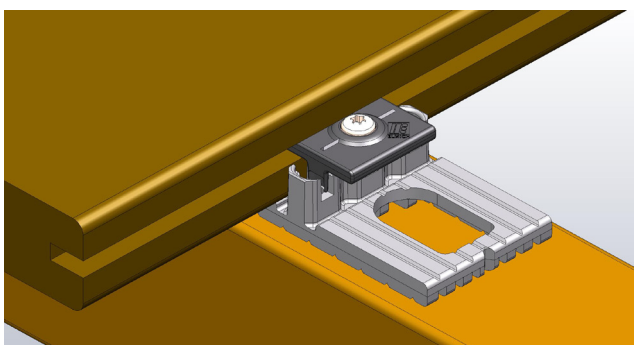
Abutting Boards

DeckLink RB allows 2 Fastening Discs to secure abutting boards on the same bearer or to hold a single deck board for additional strength.



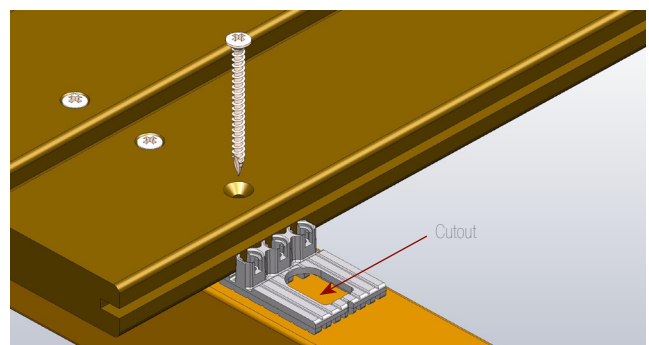
Non-removable Boards

DeckLink RB can also be used with a rectangular Fastening Disc which is quicker to install, but does not allow individual boards to be removed.



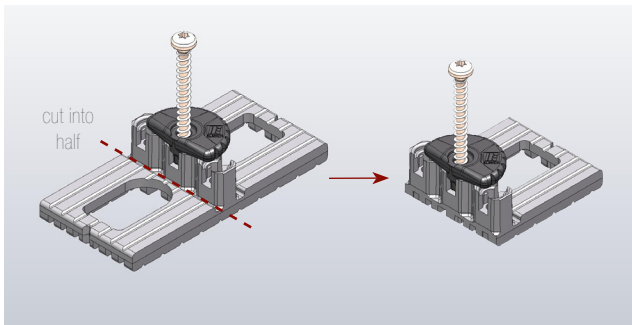
Conventional Fastening

Cutouts in the Holder allow DeckLink RB to be used with conventional decking screws fixed through the boards for holding end boards or for extra strength in specific areas.



End Board Holder

The Holder has cutting grooves so that single-sided End Board Holders can be made by cutting off one side of the Holder base.



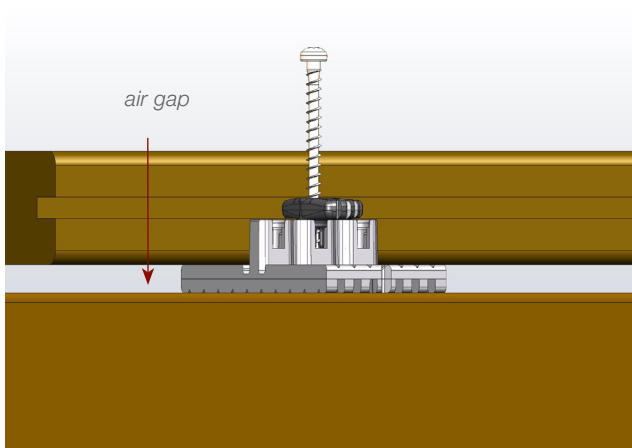
Board Expansion and Contraction

The 8 mm gaps between the boards allow DeckLink RB to adapt to the expansion and contraction of the boards in varying climatic conditions.

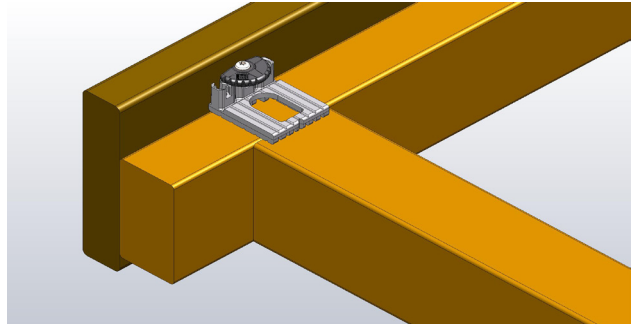
Ventilation and Drainage

Good ventilation and drainage for the deck is essential to prevent timber from rotting prematurely.

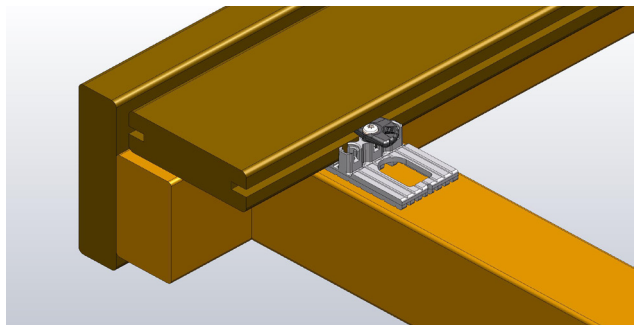
DeckLink RB lifts the bearer above the board for ventilation and the grooves facilitate drainage to prevent water remaining between the bearer and board.



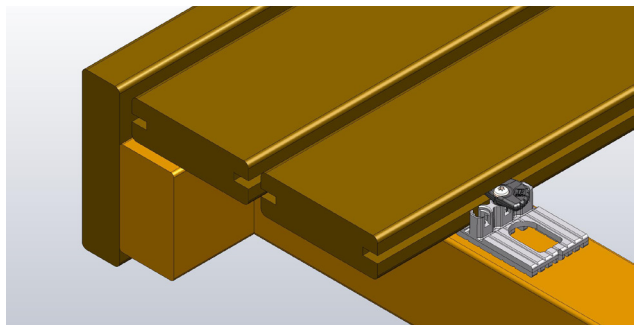
Installation Sequence



Place End Board Holder on bearer against vertical end board.
Semi-fasten screw.



Slide board into position. Place DeckLink RB and semi-fasten screw. Tighten screw on other side of board.



Repeat steps for additional boards.



The Elmich security hologram ensures authenticity of the products.

Distributed by:

Note: The information provided in this brochure is based on current knowledge and experience and does not infer any legally binding assurance or warranty, expressed or implied. Intending purchasers should verify whether any changes to specifications or applications or otherwise have been made since the issue of this literature. Environmentally-friendly recycled materials are used in product manufacture wherever possible. Physical product properties including colour may differ due to source of raw materials used. Colour may also fade due to UV exposure. All components of the product are designed for specific application, design calculations and any variation and/or deviation therefrom shall be the responsibility of the specifier and/or user.



ELMICH PTE LTD www.elmich.com

Singapore: (+65) 6356 2800

info@elmich.com

Singapore | Australia | Germany | Malaysia | Switzerland | USA



Management System
ISO 9001:2015
ISO 14001:2015
ISO 22301:2012
www.tuv.com
ID 9105067487

